Unleashing Pollen Data: Exploring Innovative Business Applications Beyond Allergy Management

Ambee wildfire Dashboard

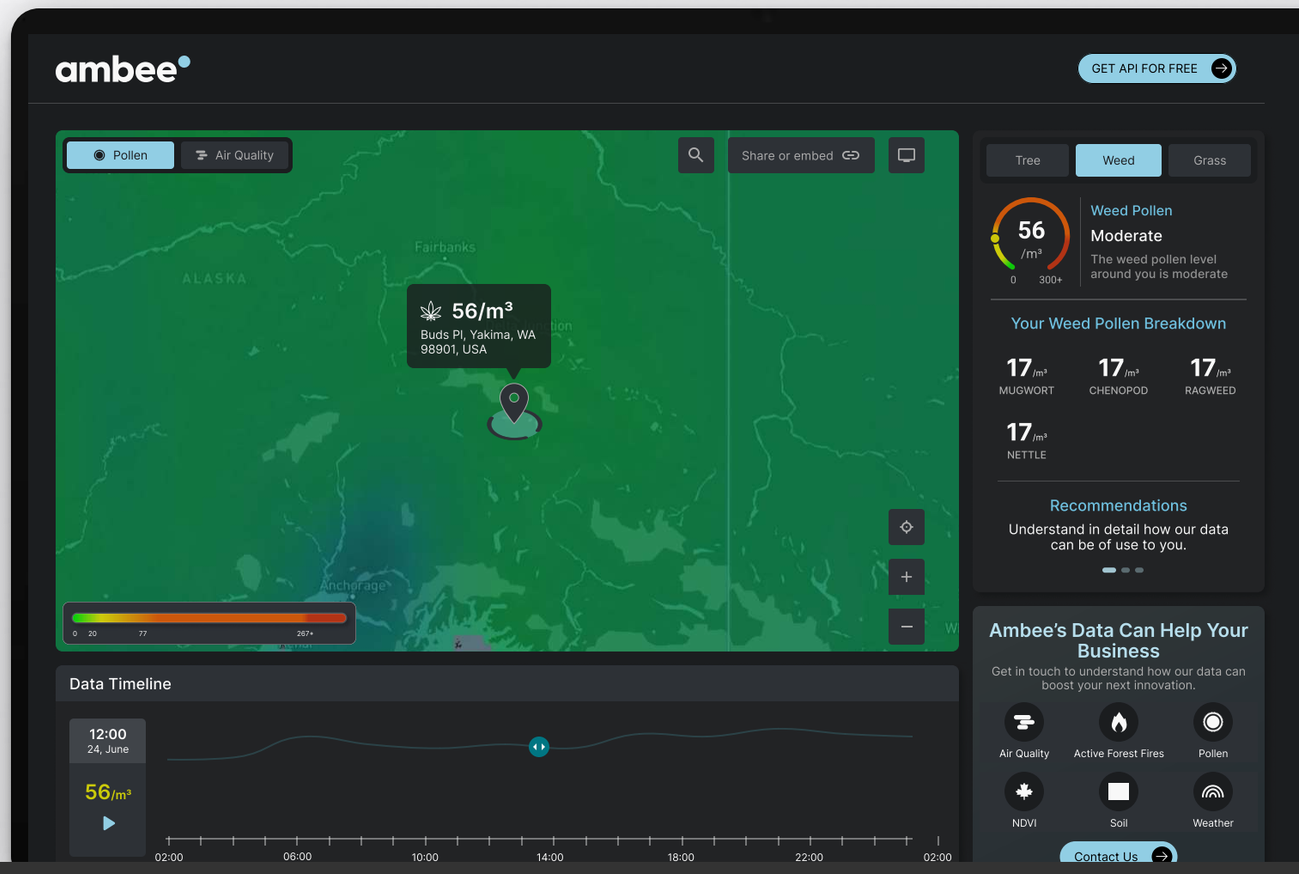

Abstract

Businesses have gone through usage of pollen data reasonably recently, primarily in the healthcare and pharmaceutical sectors. This whitepaper ventures beyond the traditional confines of pollen data, demonstrating its versatility and untapped potential across various industries.

While commonly associated with allergy management, pollen data possesses the power to revolutionize businesses through innovative use cases. From energy generation to artistic marketing, this document illuminates the diverse and transformative opportunities that pollen data can unlock.

Contents

Introduction

Understanding Pollen Data

Business Use Cases of Pollen Data

Green Roof Design Optimization

Pollen-Driven Agricultural Insurance

Art Installations Powered by Pollen Data

Smart Indoor Air Quality Control

Logistics and Supply Chain Planning

Sports and Adventure Tourism Planning

Retail Inventory Management

Enhanced Automotive Air Filtration

Urban Planning and Allergy-Friendly Park Design

Innovative Wearables for Allergy Management

Ambee's Pollen API

Turn Pollen Data Into Actionable Insights

Ambee Pollen-Based Marketing Use-Case

Our Recommendations for Businesses

Introduction

Pollen data, often linked with allergy management, conceals vast untapped potential beyond its traditional domain. This whitepaper ventures into inventive business applications for pollen data, illuminating how it can reconfigure strategies, kindle innovation, and unlock fresh possibilities. By the conclusion, readers will have a comprehensive grasp of pollen data's capacities and its role in shaping a dynamic business landscape.

Understanding Pollen Data

Defining Pollen Data

Pollen data constitutes a repository of information concerning the density of pollen grains suspended in the atmosphere, typically recorded over time. It encompasses an array of pollen types, detailing their seasonal fluctuations and geographical dispersion.

Pollen Varieties and Their Influence

Distinct pollen varieties originating from trees, grasses, and weeds exert disparate effects on individuals. For instance, ragweed pollen commonly triggers allergies, whereas pine pollen is less prone to provoke such reactions. A comprehensive grasp of these variations holds significant implications for businesses.

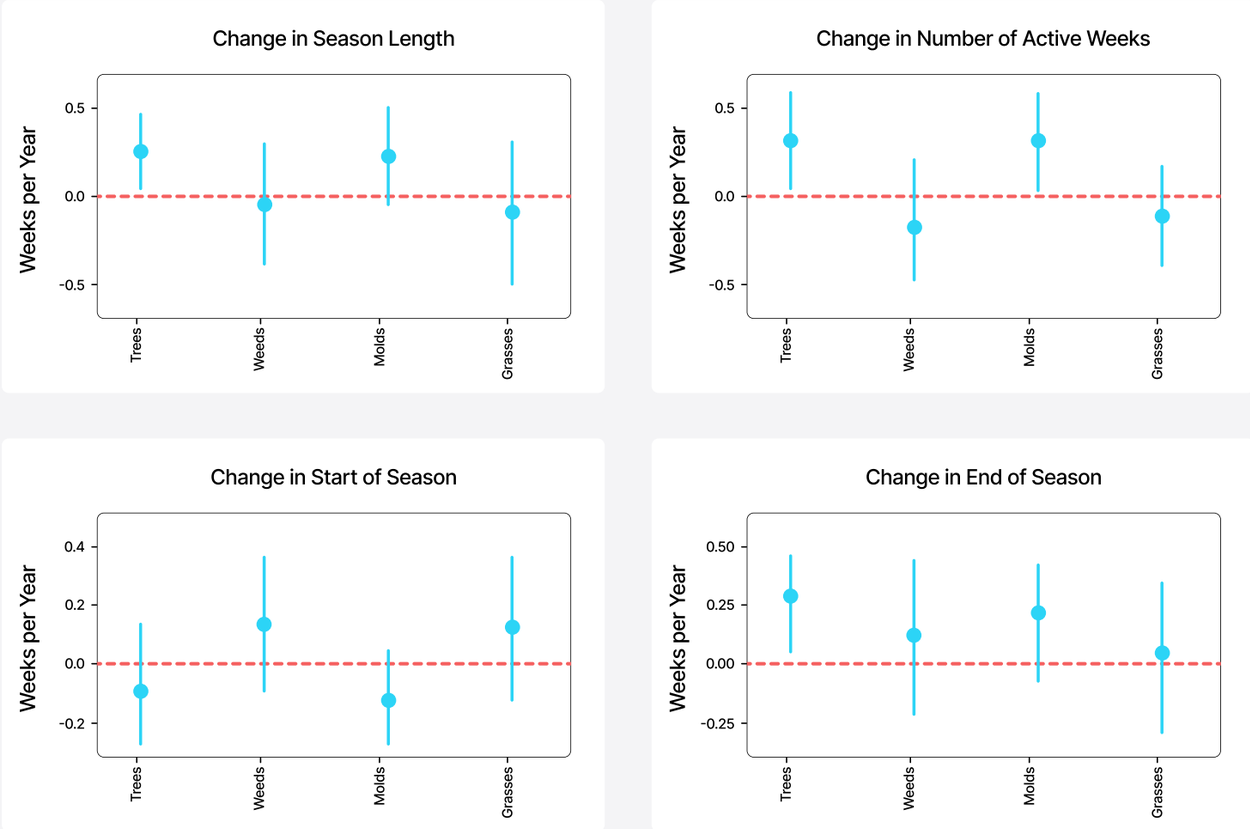

Source: Scientific Reports, Nature.com

Business Use Cases of Pollen Data

While pollen data's value for healthcare businesses is undeniable, it's important to recognize that pollen data can have use cases beyond just that, and innovative use-cases too.

Green Roof Design Optimization

> Architectural firms can integrate pollen data into green roofs and urban garden designs.

In the realm of architectural design, the integration of pollen data into green roofs and urban garden planning stands as a progressive approach. This strategic utilization of pollen data empowers architectural firms to curate green spaces that harmoniously coexist with urban environments, prioritizing both aesthetics and allergen mitigation.

Let's take a pattern of pollen risk in a warm climate zone as an example.

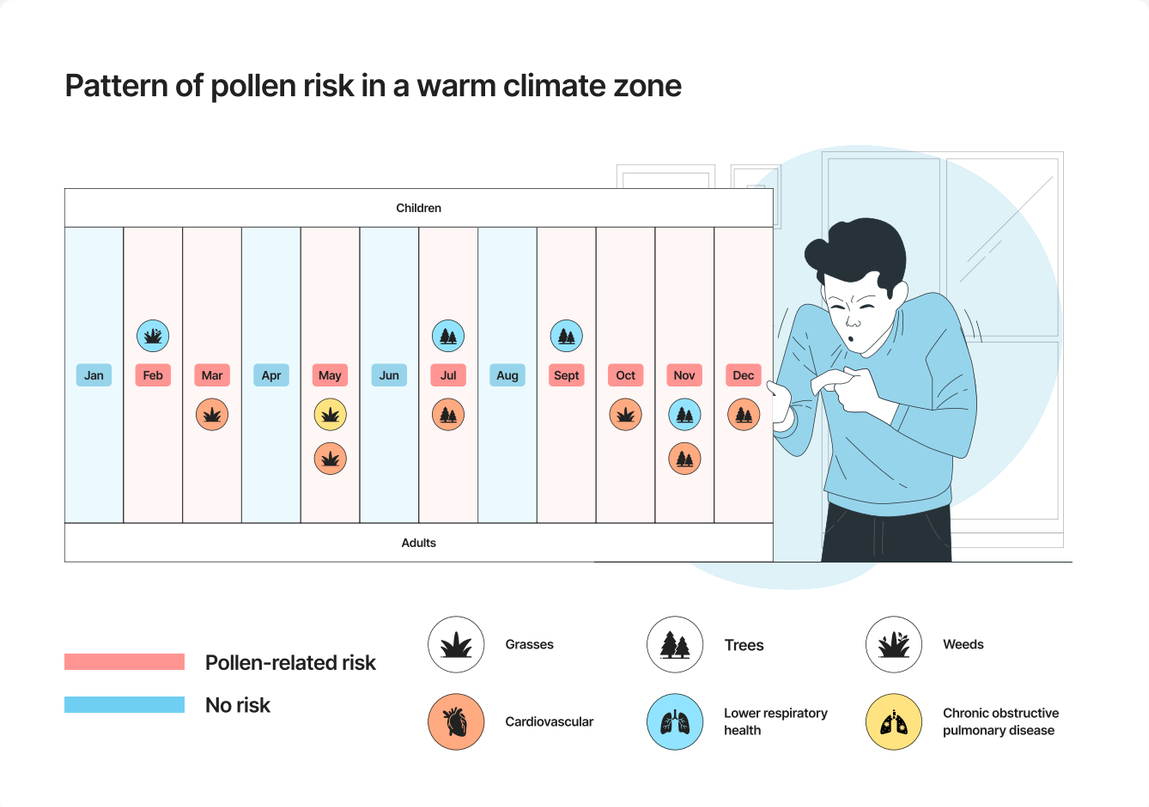

Source: MDPI

To counter this with pollen data - Green Roof designs **are made up of a 5–20 cm layer of homogeneous, shallow rocky substrate**. They are typically planted with species of Sedum or other drought-tolerant plants (e.g. species of mosses and grasses such as Calamagrostis epigejos).

The pollen data analysis plays an important role here.

The process commences with a meticulous assessment of pollen data, which aids in identifying plant species with minimal pollen production. By carefully selecting and arranging these low-pollen plants, architects can craft urban green spaces that significantly reduce the risk of pollen-related allergies for residents and visitors.

The outcome is a testament to the synergy between data-driven decision-making and architectural finesse. These aesthetically pleasing, pollen-conscious urban green spaces exemplify a thoughtful approach to urban planning, where the well-being of the community is placed at the forefront. By merging architectural creativity with the practicality of pollen data, we transcend mere design and enter the realm of urban environmental innovation. In this context, the integration of pollen data not only enhances aesthetics but also contributes to healthier, more inclusive urban landscapes.

Pollen-Driven Agricultural Insurance

> Insurance policies can protect against losses resulting from low pollination rates or pollen-related crop diseases, offering a unique risk management solution for agriculture.

In agriculture, where nature's unpredictability can greatly impact livelihoods, the use of pollen data in insurance policies is a forward-looking approach. Insurance providers can harness the power of pollen data to create tailor-made insurance solutions, offering farmers protection from unforeseen challenges related to pollination rates and pollen-related crop issues.

The process begins with a careful examination of pollen data, which provides insights into local pollen patterns and their connection to crop health. Armed with this information, insurance providers can craft policies designed to address the unique risks associated with pollen-related factors. For instance, these policies can cover losses stemming from poor pollination, ensuring that farmers are not left to bear the full burden of nature's unpredictability.

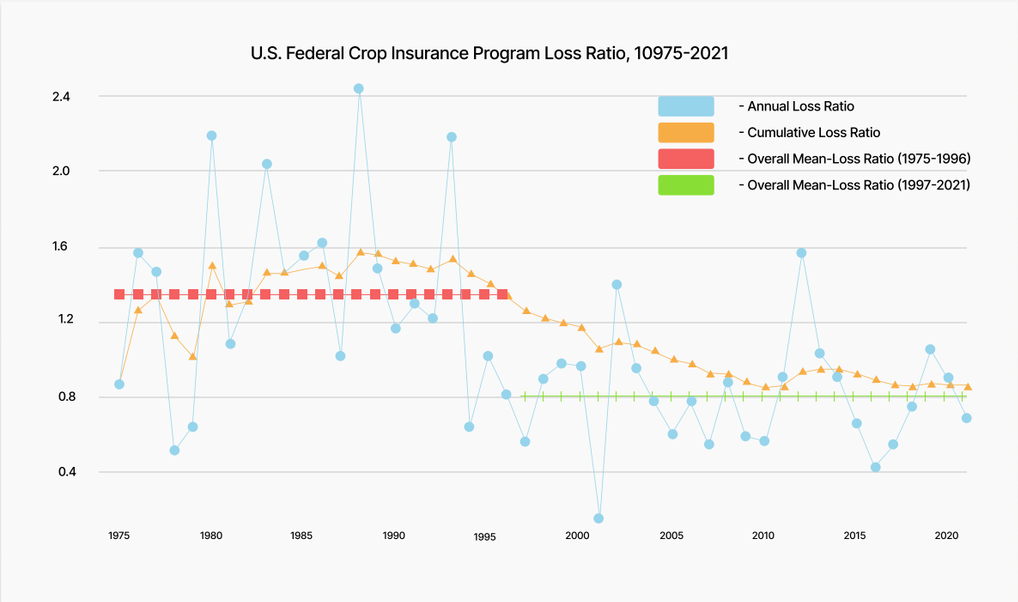

Source: USDA

These specialized insurance policies represent a significant shift in risk management for the agricultural sector. They acknowledge and mitigate the risks linked to pollen dynamics, providing farmers with a safety net in an environment where variables like weather and pollen interactions can significantly affect crop yields.

The result is a more resilient and prosperous agricultural sector, where insurance policies adapt to the complexities of nature, making farming a less uncertain endeavor for those who play a crucial role in feeding the world.

Art Installations Powered by Pollen Data

> Art galleries and installations can create interactive artworks that respond to real-time pollen data, offering visitors a dynamic sensory experience.

In the world of art and innovation, the infusion of real-time pollen data has given birth to a beautiful harmony where nature and human creativity come together effortlessly. This coming together of the natural world and artistic expression opens doors to a range of captivating and interactive installations that engage our senses and connect us with the environment in entirely new and exciting ways.

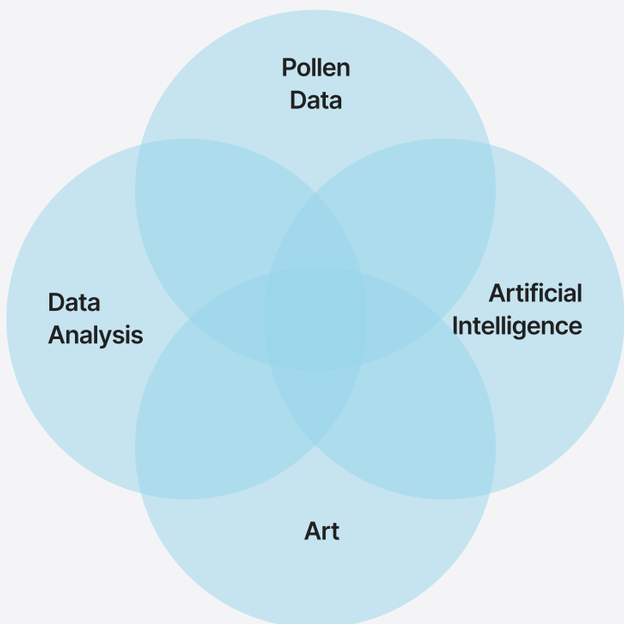

The fusion of art and pollen data goes beyond mere aesthetics. It stands as a testament to the creative power of data, where

This installation features intricate sculptures and visual elements that respond dynamically to live pollen data. As pollen counts rise and fall, the installation's visual elements come to life, changing shapes, colors, and patterns in sync with the real-time data. Visitors are drawn into this captivating spectacle, witnessing the delicate dance between the environment and artistic expression.

the hidden world of pollen becomes a source of inspiration and conversation. These interactive art installations do more than enrich our cultural landscapes; they invite all of us to deepen our connection with the environment, encouraging us to explore the hidden rhythms of the natural world through the lens of artistic ingenuity.

Smart Indoor Air Quality Control

> Real-time pollen data can help adjust filtration and ventilation systems, ensuring improved indoor air quality while reducing energy consumption in commercial and residential buildings.

Consider a commercial building in a bustling metropolis. Inside, advanced sensors continuously collect real-time pollen data from the surrounding environment. This data serves as the guiding light for the building's ventilation and filtration systems. As pollen counts fluctuate throughout the day and across seasons, these systems adjust in real-time, optimizing air quality without unnecessary energy consumption. The result is an environment where occupants breathe cleaner air, and building owners enjoy cost-efficient operations.

The integration of real-time pollen data with smart building solutions signifies a breakthrough in indoor air quality management. It exemplifies the harmonious fusion of technology and the natural world, where data-guided choices result in healthier, energy-efficient indoor settings. This advancement not only improves the comfort and health of building occupants but also underscores businesses' dedication to sustainability, establishing a fresh benchmark for the future of indoor environments.

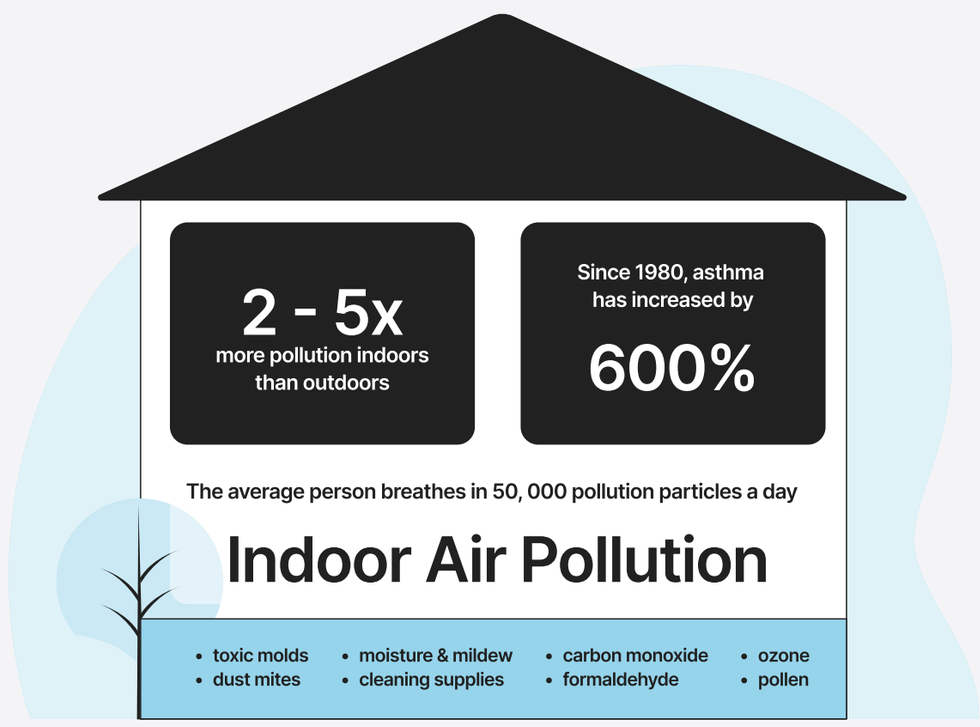

Source: Climate Care

Logistics and Supply Chain Planning

> By avoiding routes with high pollen concentrations during the transportation of sensitive goods, such as pharmaceuticals or fresh produce, they can ensure product quality and safety.

A logistics company responsible for delivering pharmaceuticals to various healthcare facilities. With real-time pollen data at their disposal, the company's operations team can chart routes that circumvent regions with elevated pollen counts. By steering clear of these areas during transportation, they mitigate the risk of pollen contamination in pharmaceutical products, safeguarding their integrity and efficacy.

Take for example **United Kingdom's Pollen Season trends**. The availability of pollen data in real-time to pharmaceutical companies cannot only help in proactive supply chain management but also change routes if any unwelcome pollen surge rises in transportation routes while the delivery is in transit.

Pollen season trends as markers of climate change impact: Betula, Quercus and Poaceae

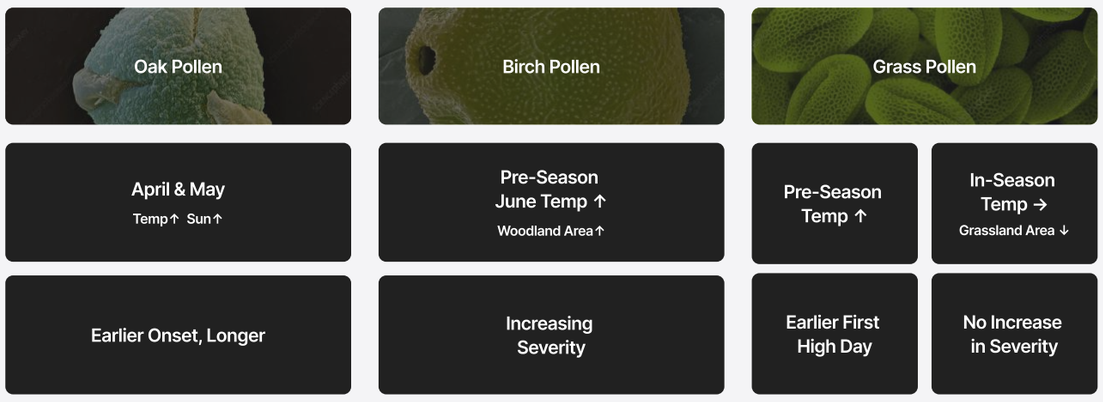

Source: Science Direct

The amalgamation of pollen data into logistics and supply chain operations signifies a significant stride toward product safety and quality. It underscores the harmonious alignment of data-driven decision-making with the imperative of safeguarding sensitive goods. This not only fortifies the integrity of pharmaceuticals and fresh produce but also reinforces the commitment of logistics companies to delivering safe and reliable products to consumers, setting a new benchmark for excellence in supply chain management.

Sports and Adventure Tourism Planning

> Integrating pollen forecasts into activity schedules helps minimize disruptions caused by allergies, enhancing participants' experiences.

A study on **"Impaired sports performance of athletes suffering from pollen-induced allergic rhinitis: a cross-sectional, observational survey in German athletes"** states:

- 42.6% of participants reported suffering from a pollen allergy and 30.2% also suffered from asthma.
- Performance impairments were reported in more than 80% of allergic subjects.

An innovative approach is taking center stage as sports event organizers and adventure tourism companies encounter such problems more often, and having pollen data can be a boon for proper planning. This strategic integration enables them to craft outdoor activity schedules that account for pollen forecasts, mitigating disruptions caused by allergies and ultimately enhancing the overall experience for participants.

9 worst airborne allergens

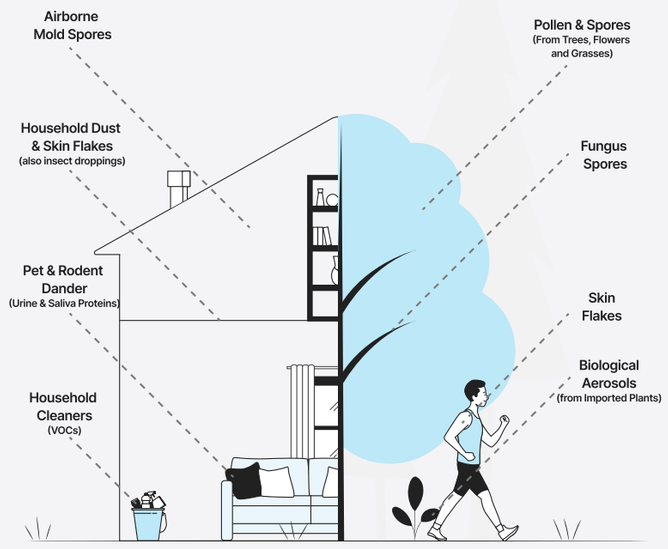

Source: IQ Air

For instance, a sports event organizer preparing for an outdoor marathon in a New York location. Armed with real-time pollen data and forecasts, they meticulously plan the event date and time to minimize the impact of pollen allergens on participants. By choosing a time when pollen counts are expected to be lower, they ensure that athletes can compete without the hindrance of allergies, optimizing their performance and experience.

Retail Inventory Management

> Retailers selling seasonal products like gardening tools or allergy relief items can benefit from pollen data in inventory management.

In the intricate world of retail, where seasonality plays a pivotal role, the integration of pollen data has emerged as a strategic tool for retailers. Particularly beneficial for those selling seasonal items like gardening tools or **allergy relief products**, pollen data aids in optimizing inventory management, ensuring that the right products are available to meet customer demands precisely when they need them.

Consider a retail chain specializing in gardening supplies. Equipped with real-time pollen data, they can make informed decisions about the timing of stocking and displaying seasonal gardening tools and allergy relief items. As pollen counts increase, signaling the onset of gardening season and a rise in allergies, these retailers take proactive measures to ensure their shelves remain well-stocked, promptly catering to customer demands.

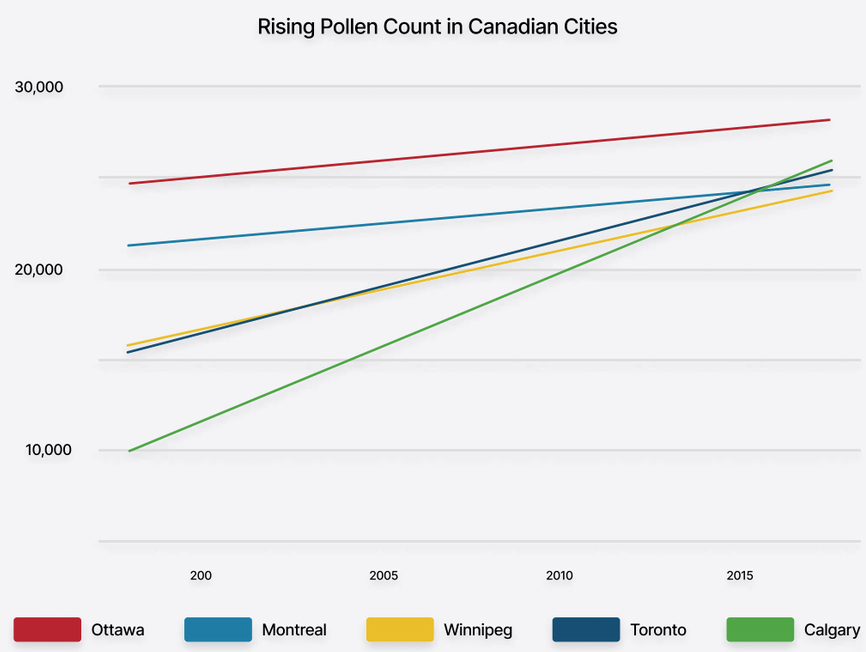

Source: CBC

The integration of pollen data into retail inventory management represents a significant leap forward in improving customer experiences and streamlining business operations. It embodies a seamless fusion of data-driven precision and the aspiration to proactively address customer requirements. This not only guarantees that retailers have the right products readily available when customers require them but also underscores their unwavering dedication to delivering exceptional service and convenience.

Enhanced Automotive Air Filtration

To clean air, **stale air is first drawn into the device**

HEPA H14 air filter then **trap 99.995% of all pollutants**

> Integrate pollen data into vehicle design, leading to advanced air filtration systems that specifically target pollen types.

The infusion of pollen data into automotive design represents a substantial leap forward in enhancing the driving experience, particularly for those prone to allergies. It epitomizes the harmonious convergence of data-driven precision with an unwavering commitment to customer welfare.

This strategic integration will pave the way for the development of state-of-the-art air filtration systems within vehicles, meticulously designed to target and remove specific pollen types. The outcome is a markedly improved and more comfortable driving experience, particularly benefiting individuals susceptible to allergies.

Armed with real-time pollen data, reimagine the design of air filtration systems within their vehicles. These cutting-edge systems can identify and effectively filter out particular pollen varieties, ensuring that the vehicle cabin remains a sanctuary free from allergy-triggering particles.

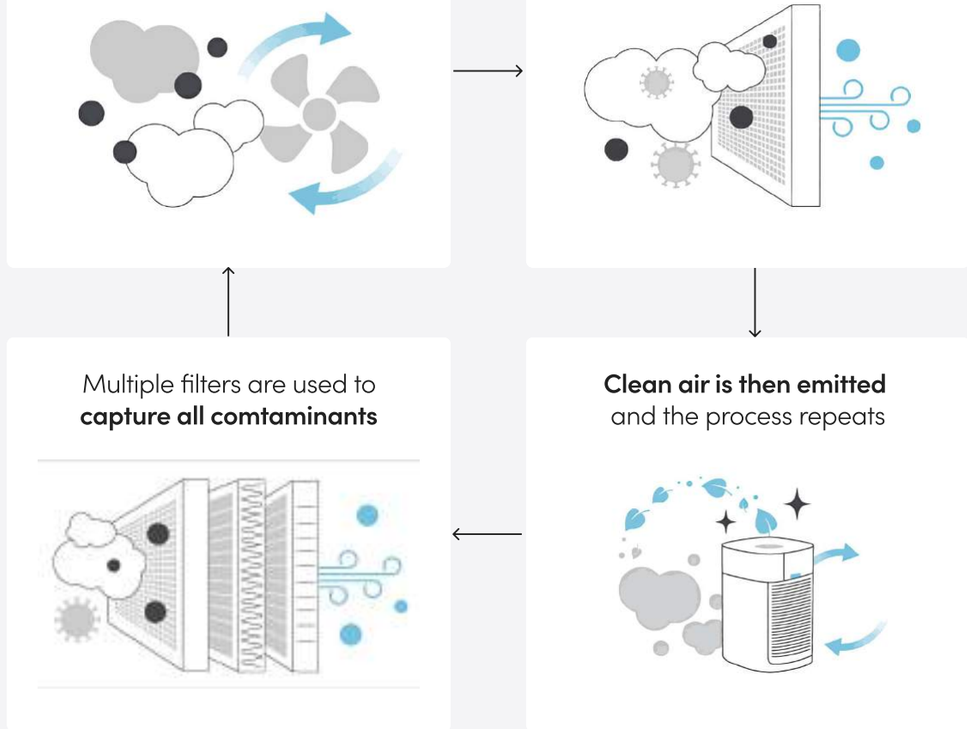

Source: Dantherm Group

This not only guarantees a more comfortable journey but also reflects car manufacturers' dedication to delivering excellence and innovation in every aspect of their vehicles. Similarly, enhanced filtration using pollen data can be used in multiple industries for designing multiple products.

Urban Planning and Allergy-Friendly Park Design

> City planners and landscape architects can use pollen data to design urban parks and green spaces that minimize pollen exposure

The strategic fusion of pollen data empowers urban planners to sculpt urban parks and green spaces that are not only visually captivating but also thoughtfully designed to minimize pollen exposure. The outcome? More inclusive, enjoyable environments that cater to the well-being of all residents.

Consider a vibrant city with a forward-looking urban planning department. Equipped with real-time pollen data, they embark on a transformative journey to reimagine urban parks. These meticulously designed spaces feature carefully selected plants and trees with low pollen production, ensuring that visitors can savor the tranquility of nature within a space of lower allergy index, and allergy count.

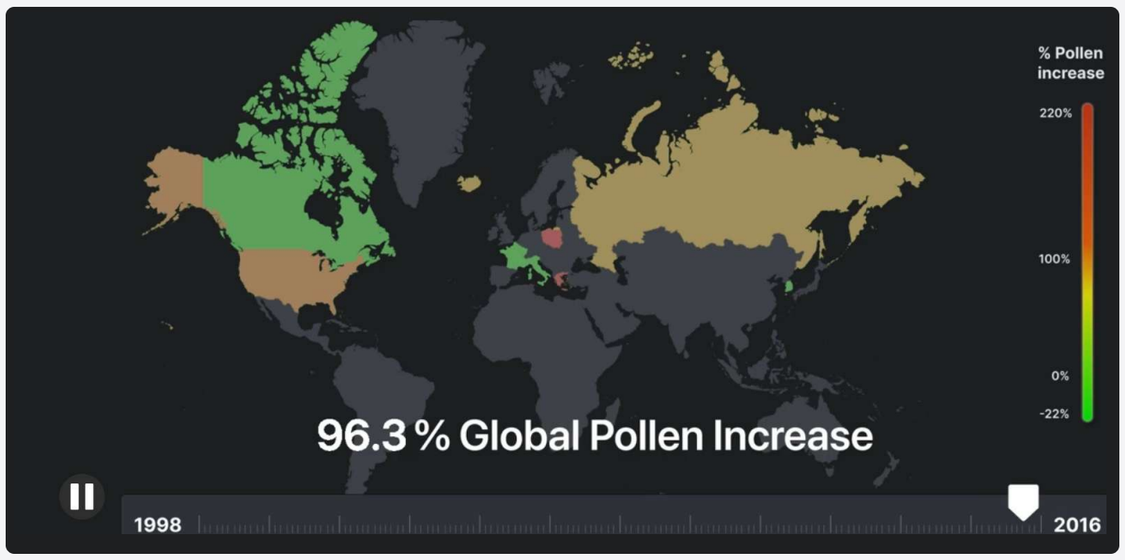

Source: Ambee

It exemplifies the seamless convergence of data-informed precision with an unwavering commitment to enhancing the urban quality of life. This endeavor not only offers respite from allergies but also underscores the dedication of city planners and landscape architects to shaping sustainable, harmonious, and accessible urban havens.

Innovative Wearables for Allergy Management

> Tech companies can develop pollen-sensing wearables and clothing with built-in air filtration to help individuals proactively manage pollen allergies.

In the ever-evolving intersection of technology and well-being, tech companies are pioneering a unique path – the development of pollen-sensing wearables and clothing. This strategic venture offers transformative solutions, providing individuals with the means to actively combat the impact of pollen allergies in their daily lives.

Integrated with pollen data, this pollen-sensing wearable has become an indispensable companion for allergy sufferers. Beyond monitoring pollen concentrations, it provides actionable insights. During peak pollen periods, it suggests alternative outdoor activity times or routes tailored to individual sensitivities.

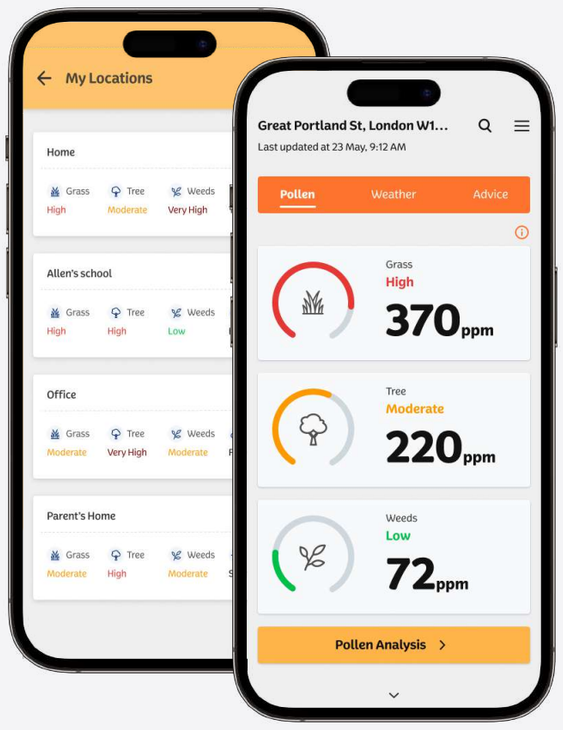

Source: Kleenex

This endeavor isn't just about offering reactive solutions to allergies; it's about empowering individuals to proactively manage their health and providing a shield against the challenges posed by pollen allergies in an increasingly pollen-rich world. It reflects tech companies' dedication to creating meaningful, life-enhancing innovations for their users.

Ambee's Pollen API

Turn Pollen Data Into Actionable Insights

Improve Healthcare

Handle chronic health conditions efficiently by understanding environmental triggers.

Personalize Marketing

Plug our pollen API into your data catalog for personalized marketing and ad campaigns.

Evaluate Risks

Assess future risks to health caused by seasonal pollen exposures.

Enhance Customer Experience

Increase consumer engagement with real-time pollen updates, personalized alerts.

Optimize Products

Optimize workflows, manage anti-allergy product needs, forecast sales better based on real-time, historical data and forecast pollen data

Increase Research Efforts

Support health research effort with accurate allergy forecast data

Ambee Pollen-Based Marketing Use-Case

Incorporating hyperlocal pollen data, including pollen allergies, indices, and counts, empowers businesses worldwide, from startups to Fortune 500s, to customize campaigns that enhance customer connections and loyalty.

- **Tailor Ads According to Local Allergy Conditions:** Create advertisements that align with the specific allergy indices and allergy counts in various regions, ensuring their pertinence and

Ambee has established **collaborative partnerships** with prominent entities in sectors including pharmaceuticals, retail, healthcare, and CPG to augment their advertising endeavors. Several noteworthy outcomes from these initiatives comprise:

20%

60%

effectiveness.

- **Engage Audiences with Allergy-Driven Insights:** Harmonize content with individual preferences and localized allergy data, effectively captivating customers' attention.
- **Cultivate Persistent Customer Devotion:** By delivering content that reflects the immediate environment, and incorporating information on allergy indices and allergy counts, businesses can deepen their rapport with customers, thereby nurturing loyalty.
- **Amplify Lead Generation:** The utilization of hyperlocal data, such as allergy indices and allergy counts, enhances the capacity to pinpoint potential customers, ultimately contributing to improved ROI.

increase in VTR on Youtube Ads

reduction in cost per click (CPC)

155%

increase in click-through rates (CTR)

30,000

daily unique visitors

Read More: A Complete Guide To Pollen-Based Marketing

Our Recommendations for Businesses

Embrace Data Integration:

We encourage businesses to warmly embrace the integration of pollen data, even if they are not traditionally linked to pollen-related sectors. This data source has the potential to offer insightful solutions and foster innovation across a wide array of industries.

The Power of Collaboration:

Collaboration can be the compass guiding businesses toward maximizing the potential of pollen data. Partnering with data providers and tech companies specialized in pollen data analysis can lead to tailor-made solutions that cater to specific business needs.

Tailored Insurance Solutions:

For sectors like agriculture and other pollen-sensitive industries, exploring customized insurance policies grounded in pollen data is a wise strategic move. This helps in safeguarding against losses due to pollen-related factors, ensuring uninterrupted business operations.

Smart Building Synergy:

Companies involved in building management and real estate should consider the harmonious integration of pollen data into smart building solutions. This can translate into improved indoor air quality and energy efficiency, elevating the comfort of occupants.

Elevate Customer Experience:

Retailers have a golden opportunity to enrich customer experiences by optimizing inventory management through pollen data. Ensuring the availability of seasonal products when customers need them most can lead to heightened customer satisfaction and loyalty.

Revolutionize Product Design:

Manufacturers, including automotive companies, should embark on a journey of innovation by weaving pollen data into product design. This can result in advanced air filtration systems with a laser focus on specific pollen types, elevating customer comfort and contentment.

Environmental Consciousness:

Urban planners and architects can infuse a touch of environmental consciousness into their designs using pollen data. This can lead to the creation of green spaces and buildings that are not only visually appealing but also considerate of allergy concerns, aligning with sustainability objectives.

Proactive Allergy Management:

Tech companies have the chance to shine in the development of pollen-sensing wearables and clothing. These innovations empower individuals to proactively tackle pollen allergies, enhancing their quality of life and well-being.

End Note

This whitepaper, crafted with a human touch, embarks on a journey to uncover the hidden potential of pollen data beyond its conventional role in healthcare and pharmaceuticals. While pollen data is commonly associated with allergy management, it unfolds a bouquet of possibilities across diverse industries. From adding a touch of nature to marketing strategies to boosting agricultural insurance, the applications of pollen data are as diverse as the petals of a flower.

Dive deeper into specific business use cases, from optimizing green roofs to safeguarding agriculture with pollen-driven insurance, and from interactive art installations to intelligent indoor air quality management. These real-world examples showcase how pollen data can blossom into transformative solutions for businesses.

We extend a warm invitation to businesses to explore the opportunities that pollen data presents, to collaborate with experts in this field, and to consider tailor-made solutions like **Ambee Pollen API**. Whether it's about breathing cleaner indoor air, enhancing product design, or creating more allergy-friendly spaces, pollen data has the potential to pollinate industries with innovation and contribute to a healthier, more vibrant future.